



BILL HIRSCH 1-2-3 Steps RUST RESTORATION GUIDE

Products that work



Before



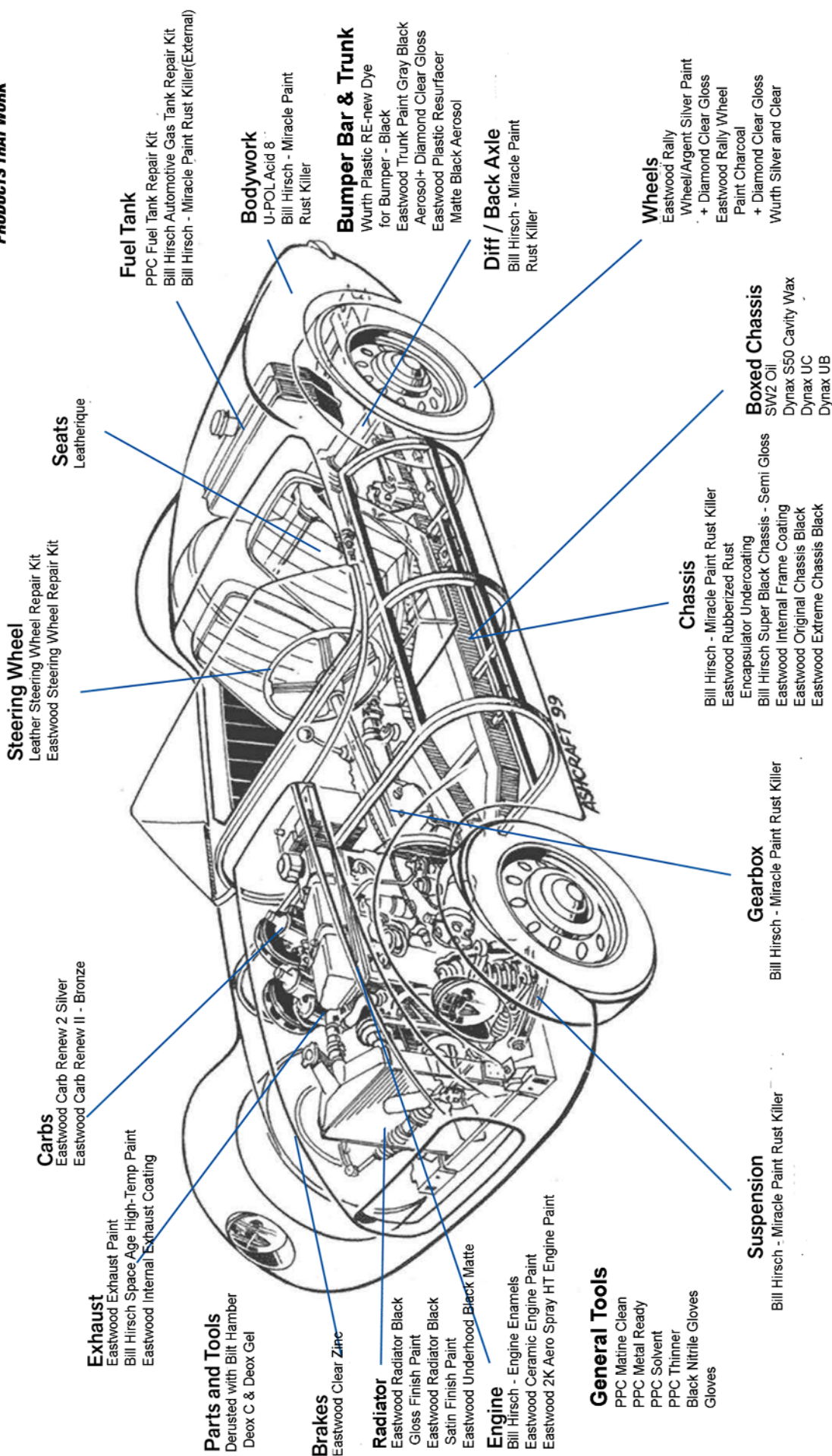
After

No.BH1

Common Uses for PPC Products on Car Restoration



PRODUCTS THAT WORK



Bill Hirsch Miracle Paint is a Purpose Designed Paint

Choose the right product for your job!

Bill Hirsch began over 40 years ago in the U.S.A. Its original purpose was to service the auto, military and motorbike markets. Since then its versatility and durability has seen it put to work in all sorts of areas - many of them quite unexpected; Boats, trailers, homes, factories, helicopters, farms, and mining equipment - the list goes on and on. Wherever there is a need to protect against rust or corrosion or purely for its sheer durability Bill Hirsch Miracle Paint is the best product to use.

We would love to hear of any new uses (they seem to come up all the time). Please let us know as we can publish them on our website so others can benefit as well.

NOTE: The application of Bill Hirsch Miracle Paint and Preparation Products will depend on the material and environment in which it will be used. Often not all steps are required. instructions on a supplementary sheet as well as the label on the item. Please read and follow them carefully. You' ll love the results! Everyone who uses the product correctly confirms it does what it says.



BEFORE: We have used an acid damaged and rusty battery tray as our illustrated example as they are a common problem. They can be fixed permanently as battery acid won't affect Bill Hirsch Miracle Paint, nor will brake fluid (up to dot 4).



1: Get rid of loose rust with wire brush or sandpaper. Clean rust or corroded metal with a diluted (50:50) **Marine Clean**, a powerful yet water based cleaner. Marine Clean removes dirt, grease, wax and other contaminants that could interfere with your restoration. Rinse off well with water (don't use solvent based degreasers like Prepsol).




2: This step is not necessary on newly sandblasted or painted surfaces. A rust remover/primer, **Metal Ready** neutralises rust and etches metal for better adhesion. It coats the metal surface with zinc phosphate to encourage deep bonding of Bill Hirsch Miracle Paint to the base metal and rust. Rinse off with water. Before painting ensure the surface is bone dry. It looks horrible after this step but that's good.



3: Coat with Bill Hirsch Miracle Paint (we used Bill Hirsch Miracle Paint silver for the photograph) by painting the rusty or corroded metal with Bill Hirsch Miracle Paint. **RIGHT ONTO THE RUST!** Bill Hirsch Miracle Paint bonds to the rusty metal and forms an unbelievably tough, almost ceramic-like finish that will not crack, chip or peel and stops rust permanently!



4: This stage is not necessary if the parts are not exposed to UV light. (ie. chassis, under vehicles etc.) Now it's topcoat option time, we have choices: Bill Hirsch Semi-Gloss Super Black Chassis Undercarriage Paint for certain finish, or topcoat with other paints. Some applications may need an Etch Primer or Acid 8 for proper adhesion.



AFTER: Now you have a permanently repaired battery tray, that will not rust again, even if you have an old leaky battery!



"it's similar in some ways to POR-15 but I found it's a better product, it has better adhesion"

Mercedessource



1 Mix Marine Clean with water (hot water is best)



2 Apply Marine Clean.



3 Leave on for approx. half an hour, wash off well with water.

Step 1 - PPC Marine Clean (water based)

Cleans and Degrease in one application

Marine Clean cleans and degreases in one application without leaving residues, noxious fumes or flammable solvent. It makes petroleum-based cleaners almost obsolete because Marine Clean can be diluted 3,4,5, and even 10 times it's volume while remaining more potent than other cleaners. Marine Clean removes grease, oil, mildew, algae, musty odours, soap films and wax. Use it also to clean canvas, vinyl, nylon, holding tanks, grease traps, auto parts and more.

Before applying ANY rust preventative paint or coating, you MUST remove all oily film or residue. Even if you're sure your work is clean hit it with Marine Clean to be certain of good adhesion. This is water based, don't use solvent based cleaners.



Applications

- Engines
- Transmissions
- Chassis
- Suspension components
- Floor pans
- Fuel Tanks

- Holding tanks
- Clothing
- Waterline scum
- Rust stain in porcelain sinks
- Toilets and baths

Features

- Water based concentrate
- Environmentally safe
- Works well in cold water, even better in hot
- Safe on aluminium
- Emulsifies all oils



1: Apply Metal Ready to all metal areas to be painted



2: Leave 30 minutes to remove rust and coat with zinc phosphate



3: Rinse with water or wet rag (it will have a salt and pepper look). Dry well (heat gun). It will look like this for approximately 2 weeks.

Step 2 - PPC Metal Ready

Rust remover and Pre-primer - Etches metal & leaves a zinc phosphate

Metal Ready provides the best adhesion on any surface, including aluminium and shiny polished metal surfaces. After thoroughly degreasing your work piece with Marine Clean. Apply Metal Ready, this one step process both neutralises any rust and gently etches any clean bare metal, creating an ideal anchor pattern for coatings such as Bill Hirsch Miracle Paint, whilst simultaneously leaving a zinc phosphate coating to promote chemical bonding of the paint to the steel.



Features

- Easy to use
- No harmful residues
- Coats metal with Zinc Phosphate
- Ensures perfect paint adhesion

- Provides a perfect base for all paints
- Ensures perfect paint adhesion
- Provides a perfect base for all paints

- Removes surface rust in minutes
- Reusable
- Gives better welding conductivity



Step 3 - Bill Hirsch Miracle Paint

The applications are endless. If a surface needs protection, or restoration, odds are that Bill Hirsch Miracle Paint will do the job - and keep on doing it.

AUTOS

Bill Hirsch Miracle Paint is so tough you can hit it with a hammer and do no damage. Yet it also has incredible flexibility and can withstand much twisting and bending without cracking. It can be used on all auto work from chassis, front ends, rear ends, axles, floor pans, fuel tanks, engines, battery boxes (acid does not affect Bill Hirsch Miracle Paint nor does brake fluid), to all external work. Even prime your vehicle's exterior.

BOATS

Boat owners use it in a thousand ways. Below decks for engines, engine mounts, bilges, hull maintenance, sealing tanks. Topside maintenance including decks, handrails, metal fittings, chain lockers, hulls - steel, aluminium, wood and fibreglass. And the Bill Hirsch Miracle Paint range can be used as a complete primer system for steel and aluminium boats.

HOMES, MINING, FACTORIES

The list is endless. If rust, salt or chemical corrosion are problems then Bill Hirsch is the correct product to use - far better than anything else on the market.

Chemical plants, sewage works, indoor pools, to name a few.

Features

- 1 litre covers 5m² per 2 coats (we always recommend 2 coats)
- Compatible with all paint systems
- Tested to over 250°C
- Exceeds 2000 hour salt spray test
- Dries faster in humid conditions
- Repels all fuels and oils
- Resistant to most acids and alkalis
- Over double the solid content of most ordinary paints
- Self levelling
- Single component



Black Gloss is our most popular colour and is ideal for automotive work. Suspensions, chassis, floorboards, mudguards, engines, boot area, gearboxes, axles, etc.



White now available



Silver contains more metal flakes and has a high solid content. Good for smoothing rough pitted areas as a primary coat. Often used in industrial applications. When used as a first coat on rusty areas the rust colour may leach through the paint and should be second coated with black.



Clear dries to a perfect finish and is often used as a primer on exterior surfaces before final painting. Ideal for repairing cracked fibreglass - used instead of GRP resin (stress cracking).

Stops rust permanently!
Won't crack, chip or peel



Extra-Thick Gloss Black - heavy-duty, thicker version for better coverage over extremely pitted or scaled rust. Great for brushing. (Thinning required if sprayed.)




1 litre Bill Hirsch Miracle Paint will cover 5² metres per 2 coats. (Complete car chassis).



BRUSHABILITY - Bill Hirsch Miracle Paint will brush on leaving a spray-like finish. A great DIY feature.



New Steel



Sandblasted Steel



Aluminium



Fibreglass



Concrete

PPC Rust Hole Repair Kit

This kit includes everything you need to professionally repair small rusted out areas in panels and small rust holes. Your kit contains Metal Ready etcher, Bill Hirsch Miracle Paint, P40 to repair holes in panel, P38 to smooth the finish and for filling minor dents and scratches. Plus PPC Acid Etch Primer, a sandable primer to link the Bill Hirsch Miracle Paint to your choice of top coat. Enough for 2 to 3 good sized hole repairs.

Contents

- ▶ 250mls of Metal Ready
- ▶ 128mls Bill Hirsch Miracle Paint
- ▶ 100mls P40
- ▶ 60mls P38
- ▶ 100mls PPC Acid Etch Primer
- ▶ Sandpaper
- ▶ 3 Brushes
- ▶ Pair of gloves
- ▶ Detail instructions to do the job right.



PPC Rust Spot Kit

Gets you off and running!

The best way to test the product or to do small jobs of about half a square metre. This kit gives you the cleaner, the etching primer/ rust remover and Bill Hirsch Miracle Paint with your choice of colour. It's one of our most popular items. It allows customers to try out the incredible Bill Hirsch Miracle Paint rust-stopping system and is essential if your job has oily or greasy residue, or you are using new steel or aluminium. Enough to cover ½ sq/m with one coat.

Contents

- ▶ 250mls of Marine Clean
- ▶ 250mls of Metal Ready
- ▶ 125mls Bill Hirsch Miracle Paint
- ▶ 2 Brushes
- ▶ Pair of Gloves
- ▶ Detailed instructions.

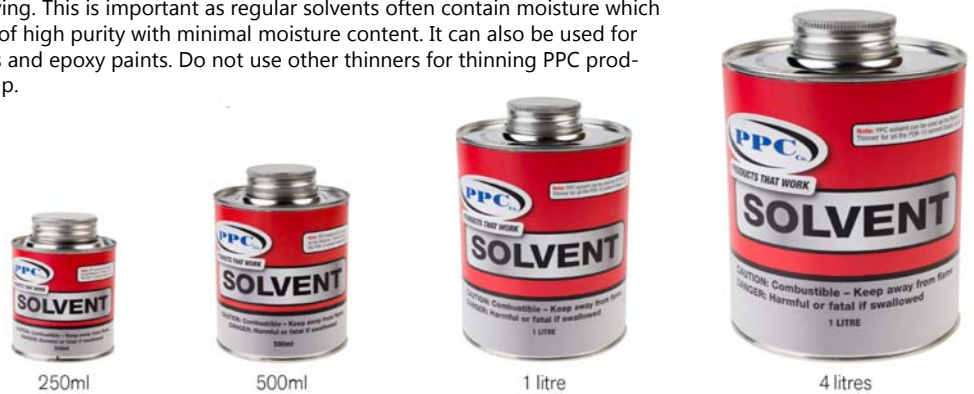
Applications

- Minor jobs, approximately 0.5m2 coverage
- Battery boxes, BBQs, garage hinges, car windows
- Rusty gutters, farm equipment plus many marine applications



PPC Solvent

Use PPC Solvent when thinning or spraying. This is important as regular solvents often contain moisture which can affect PPC products. PPC Solvent is of high purity with minimal moisture content. It can also be used for thinning most 2 pack products, lacquers and epoxy paints. Do not use other thinners for thinning PPC products. GP thinners can be used for cleanup.



PPC Paint Stripper - Gel or Liquid

There is not much it won't take off. It resists drying out and will cling to vertical surfaces. Enamels, epoxies, lacquers, polyurethanes and acrylics don't stand a chance. Fast and powerful yet won't damage or etch glass or aluminium. PPC Paint Stripper is water soluble making clean up simple and quick with little mess. Apply with a brush, leave 10-30 minutes. If covered with food wrapping it helps contain the active ingredients and improves the number of coats removed.

Applications

All automotive uses including:

- Panels
- Doors
- Floors
- Wheels
- Chassis
- All marine uses above and below decks
- Furniture
- Machinery

Features

Removes the following paint:

- Enamels
- Epoxies
- Lacquers
- Polyurethanes
- Acrylics
- 2 Pack Automotive
- 2 Pack Marine
- POR 15 Rust Preventive Paint
- Won't damage or etch glass or aluminium



PPC SW2 Protective Coat

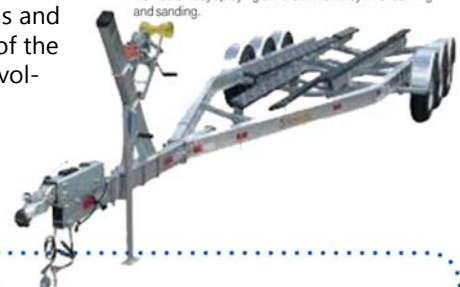
It does everything that Fish Oils do and more- without the stickiness (takes a few days to cure). Its capillary action allows it to spread and seal and get into places you'd never get to paint. Then it hardens up like a paint.

SW2 has 101 uses; if it's going to rust or potentially rust then give it a coat of SW2. I beams, spare parts being stored, steel, farm implements, car body parts that have been sandblasted and kept for later painting. Down the bottom of car doors, it gets into the double fold, down the pillars, in chassis rails etc.

It is also used as a long-term protective film on stored machinery parts, castings and the like. Sprayed over Gal or painted boat trailers dramatically extends the life of the trailer. Sprayed on corrugated iron as a protective coating, on silos has been a volume usage in Queensland.



This hotrod was kept in bare metal for over a year as they worked on it by spraying SW 2 on when they finished filing and sanding.



Features

- Low odour
- Water resistant
- Easy application
- Satin finish
- Anti-corrosive
- Dries hard
- Can be painted over



For the full range of products visit:
www.ppcco.com.au



National Office NSW

PPC Co

Unit 1/4 Prosperity Pde.
Warriewood, Sydney, NSW, 2102

Ph: 02 9999 0122

Email: sales@ppcco.com.au

Distributors based in all states of Australia.
Phone 1800 643 229 or visit our website for more info.

www.ppcco.com.au

Your nearest distributor: